


## Microsoft Teams – How to access lessons from Teams, via Classes

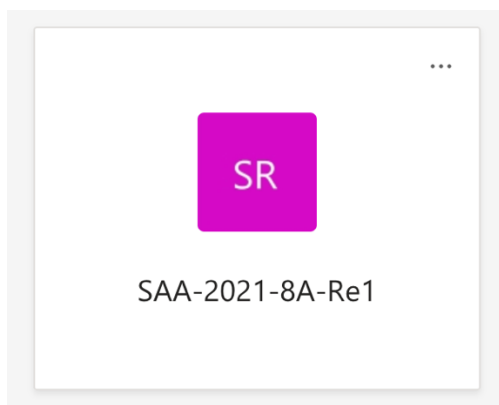
From Monday 13<sup>th</sup> December 2021, you will need to access live lessons via your individual Teams classes for each Subject.

**Here is how you do this:**

1. Open Teams from your device

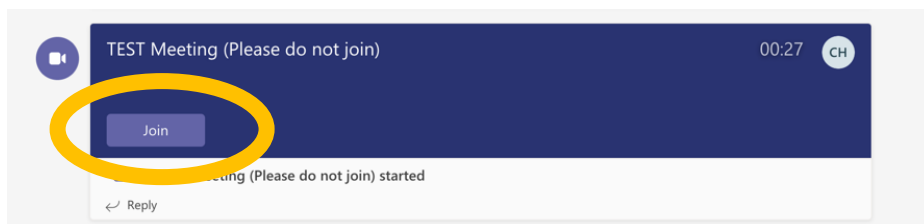


2. Find the class for the Subject/ lesson you now have (for example, if you are in 8A and have an RPE lesson now, you will click on: SAA-2021-8A-RE)



This will open your class Team.

3. When the live lesson begins, click on Join.



4. You will be able to access any resources, as directed by your teacher, through the Assignments section of Teams or via the Chat section of Teams.

**For further information about Teams and Remote Learning, please go to the Sybil Andrews website.**