

Sybil Andrews Academy



Year 11 Preparation for GCSE's Booklet 2024-2025

Contents

Introduction	3
Exam/Exam Hall reminders	4
Making sure you look after yourself	5
What do GCSE exams look like in each subject?	6
Planning for revision (Revision timetable)	18
Cambridge University Press – Ten Top Tips for Revision Success	20
Revision Strategies	21
The Pomodoro Revision Technique	26
Useful Websites and Links	27

Introduction

This booklet has been created to help both students and parents in the build up to the summer GCSE examinations in 2025.

The booklet contains key information from subject areas including what content will be included in exams. It also contains revision strategies, example revision timetables, as well as other links and support that will help students as we go through Year 11 and approach the GCSE window.

As well as the summer exams, this booklet will also provide support and structure for the next set of mock exams, which will take place in January following the Christmas break.

We hope this booklet will be one aspect of the support that students are offered by the school throughout their journey in Year 11.

Should students (or parents) have any questions/concerns, they should contact the Year 11 team of Mr Hope, Miss Bloomfield, or their tutor. Subject teachers and Heads of Department can also be contacted with any subject specific queries that may arise.

Finally, we hope this booklet provides help and support to everyone and allows students an easier step into their revision for the year ahead.

Remember, "success doesn't come to you, you go get it".

The Year 11 Team

Exam/Exam Hall reminders

This page has been designed to include key points to remember about the exam process and being in the exam hall. It would be useful for parents as well as students to be aware of the below:

- Students must enter the exam hall, spend the entirety of their time in the exam hall and leave the exam hall in absolute silence.
- You must only take equipment, and a sealed, clear, see through plastic bottle of water into the exam hall with you. Note: Equipment includes multiple pens (black ink only), pencils, ruler, and rubber. You will also need a calculator for certain exams.
- Many items are prohibited from the exam hall, these include but are not limited to mobile phones and electronic devices, headphones, exercise, or textbooks and non-transparent pencil cases.
- Exam rules are strict on cheating or communicating with others. To be clear, cheating could be any of the following:
 - Being in possession of a mobile phone.
 - Communicating or attempting to communicate with other candidates (this could be looking around, making eye contact etc). As well as copying another candidate.

PLEASE NOTE BREACH OF THE ABOVE SUCH AS CHEATING OR FINDING AN ELECTRONIC DEVICE IN THE EXAM HALL COULD RESULT IN STUDENTS BEING DISQUALIFIED FROM TAKING EXAMS.

For more on exam regulations or information you can visit the GCSE Examinations page on the school website (linked below), which has several exam related documents, as well as the contact information for the school's examination officer, Mrs Chamberlain.

<https://www.sybilandrewsacademy.co.uk/examinations/>

Making sure you look after yourself.

Exams can be an incredibly stressful time. A combination of expectations and nerves are understandably not always easy to manage. This page outlines the signs of stress, as well as how to try and manage the situation.

Signs of stress (can include but are not limited to):

- A loss of appetite
- Sudden weight loss or gain
- Feeling anxious
- Difficulty concentrating
- Feeling emotional
- Struggling to sleep

How can we manage our stress?

- Ensure you give yourself time to relax and unwind (this includes getting away from technology and screens). Go for a walk or run, play some sport or listen to some music. Exercise is a great way to reduce stress.
- Reward yourself for studying as a motivation – have a drink or meal you enjoy, watch some TV or meet up with some friends.
- Be flexible – having a revision schedule is great, but don't beat yourself up if things change or you must make adaptations.
- Practice mindfulness – this could be things like meditation, breathing exercises or could be as simple as sitting outside and chilling out.
- Eat and drink well (ensure you are eating a balanced diet and drinking plenty of water).
- Make sure you prioritise sleep!

What do GCSE qualifications look like in each subject?

Subject	Exam Board	What is the makeup of qualification?	Details about examinations	What content is assessed?
English Literature	AQA	100% examination	<p>Paper 1: Shakespeare and the 19th century novel (1 hr 45 mins)</p> <p>Paper 2: Modern texts and poetry (2 hrs 15 mins).</p> <p>Paper 1 is worth 64 marks (40% of qualification) and Paper 2 is worth 96 marks (60%).</p>	<p>Paper 1: Shakespeare's Macbeth and either R.L Stevenson's The Strange Case of Dr Jekyll and Mr Hyde or Shelley's Frankenstein</p> <p>Paper 2: J.B Priestley's An Inspector Calls and a range of poetry connected through the themes of 'Power and Conflict'.</p>
English Language	AQA	100% examination	<p>Paper 1: Explorations in Creative Reading and Writing (1 hr 45 mins)</p> <p>Paper 2: Writers' Viewpoints and Perspectives (1 hr 45 mins).</p> <p>Both papers are worth 80 marks (50% of qualification each).</p>	<p>Paper 1: Comprehension and analysis of a fiction test. Students also must produce their own piece of creative writing using key techniques.</p> <p>Paper 2: Two non-fiction texts (one modern and one from the 19th or 20th century). Students must also produce a</p>

				non-fiction text putting forth a particular viewpoint (arguing or persuading the reader of a particular viewpoint).
Maths	Edexcel	100% examination	<p>Paper 1: Non-Calculator (1 hr 30 mins)</p> <p>Paper 2: Calculator Paper (1 hr 30 mins)</p> <p>Paper 3: Calculator Paper (1 hr 30 mins)</p> <p>All papers are worth 80 marks (33.33% of qualification each).</p>	<p>Each of the three papers covers a combination of the following content:</p> <p>Number</p> <p>Algebra</p> <p>Ratio, proportion, and rates of change</p> <p>Geometry and measures</p> <p>Probability</p> <p>Statistics</p>
Combined Science	AQA Trilogy	100% examination	<p>Biology Paper 1 (1 hr 15 mins)</p> <p>Biology Paper 2 (1 hr 15 mins)</p> <p>Chemistry Paper 1 (1 hr 15 mins)</p> <p>Chemistry Paper 2 (1 hr 15 mins)</p> <p>Physics Paper 1 (1 hr 15 mins)</p>	<p>Biology Paper 1: Topics 1–4: Cell Biology; Organisation; Infection and response; and Bioenergetics.</p> <p>Biology Paper 2: Topics 5–7: Homeostasis and response; Inheritance, variation, and</p>

			<p>Physics Paper 2 (1 hr 15 mins)</p> <p>All papers are worth 70 marks (16.7% of qualification each).</p>	<p>evolution; and Ecology.</p> <p>Chemistry Paper 1: Topics 8–12: Atomic structure and the periodic table; Bonding, structure, and the properties of matter; Quantitative chemistry; Chemical changes; and Energy changes.</p> <p>Chemistry Paper 2: Topics 13–17: The rate and extent of chemical change; Organic chemistry; Chemical analysis; Chemistry of the atmosphere; and Using resources.</p> <p>Physics Paper 1: Topics 18–21: Energy; Electricity; Particle model of matter; and atomic structure.</p> <p>Physics Paper 2: Topics 22–24: Forces; Waves; and Magnetism and electromagnetism.</p>
Triple Science/Separate Sciences	AQA	100% examination	GCSE Biology Paper 1 (1 hr 45 mins)	Biology Paper 1: Topics 1–4: Cell

<p>(Biology, Chemistry and Physics)</p>			<p>Paper 2 (1 hr 45 mins) Each paper is worth 100 marks (50% of qualification each)</p> <p>GCSE Chemistry Paper 1 (1 hr 45 mins) Paper 2 (1 hr 45 mins) Each paper is worth 100 marks (50% of qualification each)</p> <p>GCSE Physics Paper 1 (1 hr 45 mins) Paper 2 (1 hr 45 mins) Each paper is worth 100 marks (50% of qualification each)</p>	<p>Biology; Organisation; Infection and response; and Bioenergetics.</p> <p>Biology Paper 2: Topics 5–7: Homeostasis and response; Inheritance, variation, and evolution; and Ecology.</p> <p>Chemistry Paper 1: Topics 8–12: Atomic structure and the periodic table; Bonding, structure, and the properties of matter; Quantitative chemistry; Chemical changes; and Energy changes.</p> <p>Chemistry Paper 2: Topics 13–17: The rate and extent of chemical change; Organic chemistry; Chemical analysis; Chemistry of the atmosphere; and Using resources.</p> <p>Physics Paper 1: Topics 18–21: Energy; Electricity; Particle model of</p>
--	--	--	---	---

				matter; and atomic structure. Physics Paper 2: Topics 22–24: Forces; Waves; and Magnetism and electromagnetism
French	AQA	100% examination	<p>Paper 1: Listening (35 mins [F] 45 mins [H])</p> <p>Paper 2: Speaking (7-9 mins [F] 10-12 mins [H])</p> <p>Paper 3: Reading (45 mins [F] 1 hr [H])</p> <p>Paper 4: Writing (1 hr [F] 1 hr 15 mins [H])</p> <p>Paper 1 is worth 40 marks [F] and 50 marks [H] (25% of qualification). Paper 2 is worth 60 marks for both tiers (25%). Paper 3 is worth 60 marks for both tiers (25%) and Paper 4 is worth 50 marks [F] and 60 marks [H] (25%).</p>	<p>Paper 1: Understanding and responding to different types of spoken language.</p> <p>Paper 2: Communicating and interacting effectively in speech for a variety of purposes.</p> <p>Paper 3: Understanding and responding to different types of written language.</p> <p>Paper 4: Communicating effectively in writing for a variety of purposes</p>
History	Edexcel	100% examination	Paper 1: Medicine in Britain 1250-	Paper 1: Medicine in Britain 1250-present and the

			<p>present and the British Sector of the Western Front 1914-1918 (1 hr 15 mins)</p> <p>Paper 2: Anglo Saxon and Norman England and Cold War and Superpower Relations (1 hr 45 mins)</p> <p>Paper 3: Weimar and Nazi Germany (1 hr 20 mins)</p> <p>Paper 1 is worth 52 marks (30% of qualification). Paper 2 is worth 64 marks (40% of qualification) and Paper 3 is worth 52 marks (30% of qualification).</p>	<p>British Sector of the Western Front 1914-1918</p> <p>Paper 2: Anglo Saxon and Norman England and Cold War and Superpower Relations</p> <p>Paper 3: Weimar and Nazi Germany</p>
Citizenship	Edexcel	100% examination	<p>Paper 1 (1 hr 45 mins)</p> <p>Paper 2 (1 hr 45 mins)</p> <p>Both papers are worth 80 marks (50% of qualification each).</p>	<p>Paper 1: Theme A: Living Together in the UK, Theme B: Democracy at work in the UK and Theme C: Law and Justice</p> <p>Paper 2: Theme D: Power and Influence, Theme E: Taking Citizenship Action, and one question</p>

				on either Theme A, B or C.
Geography	AQA	100% examination	<p>Paper 1: Living with the physical environment (1 hr 30 mins)</p> <p>Paper 2: Challenges in the human environment (1 hr 30 mins)</p> <p>Paper 3: Geographical applications (1 hr 15 mins)</p> <p>Paper 1 and 2 are worth 88 marks including 3 for SPaG (35% each of qualification) and Paper 3 is worth 76 marks including 6 for SPaG (30%).</p>	<p>Paper 1: 3.1.1 The challenge of natural hazards, 3.1.2 The living world, 3.1.3 Physical landscapes in the UK, 3.4 Geographical skills</p> <p>Paper 2: 3.2.1 Urban issues and challenges, 3.2.2 The changing economic world, 3.2.3 The challenge of resource management, 3.4 Geographical skills</p> <p>Paper 3: 3.3.1 Issue evaluation, 3.3.2 Fieldwork, 3.4 Geographical skills</p>
RPE	Eduqas A	100% examination	<p>Paper 1: Religious, Philosophical and Ethical Studies in the Modern World (2 hrs)</p> <p>Paper 2: Study of Christianity (1 hr)</p> <p>Paper 3: Study of a World Faith (Islam) (1 hr)</p>	<p>Paper 1: Relationships, Life and Death, Good and Evil and Human Rights.</p> <p>Paper 2: The beliefs, teachings, and practices of Christianity.</p> <p>Paper 3: The beliefs, teachings,</p>

			<p>Paper 1 is worth marks (50% of qualification). Papers 2 and 3 are worth marks (25% of qualification each).</p>	<p>and practices of Islam.</p>
GCSE PE	AQA	<p>40% practical assessment</p> <p>60% examination</p>	<p>Paper 1: The human body and movement in physical activity and sport (1 hr 15 mins)</p> <p>Paper 2: Socio-cultural influences and well-being in physical activity and sport (1 hr 15 mins)</p> <p>Non-exam assessment: Practical performance in physical activity and sport</p> <p>Papers 1 and 2 are both worth 76 marks (30% of qualification each). The practical non-exam assessment is worth 100 marks (40% of qualification).</p>	<p>Paper 1: Applied anatomy and physiology, movement analysis, physical training, and use of data.</p> <p>Paper 2: Sports psychology, socio-cultural influences, health, fitness and well-being and use of data.</p> <p>Non-exam assessment (practical): Practical performance in three different physical activities as player/performer (one team activity, one individual and one team or individual). Analysis and evaluation of performance to bring about</p>

				improvement in one activity.
NCFE Health and Fitness	NCFE	40% examination 60% synoptic project	Examination (1 hr 30 mins) Synoptic project Examination is worth 80 marks (40% of qualification) Synoptic project is worth 60% of qualification.	Examination: Content from Unit 01. Synoptic project: 6 tasks completed in controlled conditions.
Statistics	AQA	100% examination	Paper 1 (1 hr 45 mins) Paper 2 (1 hr 45 mins) Both papers are worth 80 marks (50% of qualification each)	Both papers cover all specification content that is taught during the course.
Art	AQA	40% examination 60% coursework	Coursework: Portfolio Examination: Externally set assignment (prep period followed by 10 hours of supervised time) Portfolio is worth 96 marks (60% of qualification). The assignment/exam is worth 96 marks	Coursework: A portfolio that in total shows explicit coverage of the four assessment objectives. It must include a sustained project evidencing the journey from initial engagement to the realisation of intentions and a selection of

			(40% of the qualification).	further work undertaken during the student's course of study. Examination: Students respond to their chosen starting point from an externally set assignment paper relating to their subject title, evidencing coverage of all four assessment objectives.
DT	AQA	50% examination 50% coursework	Paper 1: Written Exam (2 hrs) Coursework: NEA (non-exam assessment) Paper 1 and coursework (NEA) are both worth 100 marks (50% of qualification each).	Paper 1 and Coursework: Core technical principles, specialist technical principles, designing and making principles.
Hospitality and Catering	WJEC	60% examination 40% coursework	Exam: The hospitality and catering industry (1 hr 20 mins) Coursework: Hospitality and catering in action (written	Exam: Food providers, legislation, food safety and different roles and responsibilities within the industry.

			assignment and four hours assessed practical)	Coursework: Practical skills for planning, preparing, cooking, and presenting dishes to meet specific client's needs.
BTEC Health and Social Care	Edexcel	60% coursework 40% external assessment	Component 1: Internal Assessment Component 2: Internal Assessment Component 3: External Assessment (synoptic project)	Component 1: Human Lifespan Development Component 2: Health and Social Care Services and Values Component 3: Health and Wellbeing
Music	Eduqas	30% Performance 30% Composition 40% Appraisal Exam	Component 1: Performance – internally assessed Component 2: Composing – internally assessed Component 3: Appraising – written exam (1 hr 15 mins)	Component 1: A minimum of 2 performances (totalling 4-6 minutes) Component 2: Two compositions (totalling 3-6 minutes). Component 3: 2 questions on each of the following: Area of study 1: Musical Forms and Devices Area of study 2: Music for Ensemble

				Area of study 3: Film Music Area of study 4: Popular Music
Drama	Eduqas	40% Devising 20% Performance 40% Interpreting Theatre Exam	Component 1: Devising – internally assessed. Component 2: Performance – non exam assessment (externally assessed) Component 3: Interpreting Theatre – written exam (1 hr 30 mins)	Component 1: Assessment on either acting or design. Component 2: Assessment on either acting or design. Learners study two extracts from the same performance text chosen by the centre. Learners participate in one performance using sections of text from both extracts. Component 3: Section A: Set Text for assessment from 2024 onwards A series of questions on one set text from a choice of seven Section B: Live Theatre Review One question, from a choice of two, requiring analysis and evaluation of a given aspect of a live theatre

				production seen during the course
--	--	--	--	-----------------------------------

You can find out more about the content and examination details of each course by visiting the exam board website. For example, if you search Edexcel History Specification, this will bring up a more detailed summary. A link to this as an example is included below:

<https://qualifications.pearson.com/content/dam/pdf/GCSE/History/2016/specification-and-sample-assessments/gcse-9-1-history-specification.pdf>

Planning for revision (Revision timetable)

Good quality revision takes time and planning. You cannot expect to pick up a revision guide the night before and ace your exams.

This page contains some advice and tips for planning quality revision (including a revision timetable template), that should put you on the right path!

Firstly, the link below takes you to a BBC Bitesize article (including a video) that covers planning and revision timetables.

<https://www.bbc.co.uk/bitesize/articles/zn3497h>

Below are some key tips/things to consider when planning your revision:

- Ensure you have a plan/timetable. You may choose to do this on paper (see below) or using a revision/timetable app (such as Adapt which is available on the App Store and Google Play store).
- Identify subjects that may be a priority. Although you will of course revise all subjects, it may be that certain subjects need more revision time as you struggle more in certain areas.
- Be realistic! Most good advice says you should revise for around 30 minutes at a time. Ensure you build in breaks within the timetable.
- Make sure you timetable things that will support your wellbeing and mental health. Revision is important, but so are you, go out for a walk or run, play some sport, watch a film, or meet up with friends.
- Ensure you have your timetable somewhere that is visible and easy to follow. You want to make the process as easy and supportive as you can!
- Tick your sessions off as you complete them. There is nothing more motivating than seeing your progress as you go!

Revision timetable example

Below is an example of a revision timetable. You could print this as many times as you wanted and use this for your own revision. Equally, you can adjust the formatting or make your own version. There are lots of templates online.

	Monday	Tuesday	Wednesday	Thursday	Friday		Saturday	Sunday
8:30-16:00	School	School	School	School	School	9:00-11:00		
16:00-17:00						11:00-13:00		
17:00-18:00						13:00-15:00		
18:00-19:00						15:00-17:00		
19:00-20:00						17:00-19:00		
20:00-21:00						19:00-21:00		
21:00-22:00								



CAMBRIDGE
UNIVERSITY PRESS

Achievement
through
excellence

Ten Top Tips For Revision Success!



Before you start, plan

We've all done it, spent so long revising the really tough stuff leaving no time for the remaining 90% of our revision. Plan, stick to it and don't panic!



Be realistic

We'd all love to be Superman and get our revision done in 5 minutes but it isn't going to happen. Working 24 hours a day won't help either. Make sure your plan is manageable in the real world not Metropolis!



The early bird...

Catches the worm, or at least has a sensible revision plan. The earlier you start, the less you'll have to do in each block.




A Room of One's Own

Or corner, or desk, or sofa... Find a good place to revise, whatever works for you, be that a quiet library, your desk, or under a tree.



Mix it up a bit

There are different ways of revising like there are different ways of memorising information. Rather than just copying out, try drawing diagrams, reading aloud, sticking it on post-its on the wall. Whatever helps!



Look to the past

This doesn't involve a time machine, just checking out old exam papers. It can help you plan, revise, and calm you down!



Take regular breaks!

Don't head for information overload. We're not designed to work flat-out and work far more efficiently if we take regular breaks. Try to get up and move around, have a dance if you want. Don't just close the book; make the most of that time off!



Feed & water regularly

Like a car, if you run out of petrol you're not going to get very far. A fed and watered revision brain, is a happy, efficient revision brain revving its highly tuned engine!



Testing times

Don't just input, check what you know. You can do this with friends, family, or on your own. Testing is a great way of combating those nerves by confirming what you know, and filling in the gaps!



Early to bed

It's the night before the exam. Now you've done all that work it's time to give your brain a rest, so you're in tip top condition for sitting that exam. **Good luck!**

education.cambridge.org

We are Kind

We Take Responsibility

We Have Courage

Revision Strategies

One of the big questions students always have is how to revise? Just sitting and reading an exercise book is not the most active and effective way to revise for exams. This section has been designed to give some different revision strategies that may be worth trying.

Remember, creating the resources is only the beginning, once you have your revision resources, you need be using them actively – this could mean testing yourself, or getting friends and/or family to test you.

Knowledge Organisers

Knowledge Organisers can be used in a variety of ways to aid revision. As explained ahead of mocks in Year 10, lots of the key words and information from each subject can be found in the knowledge organisers provided by departments. These can be used to help produce mind maps and flash cards (which are explained below), or to help quizzing (either self-quizzing or getting a friend or family member to do this).

Plot	Key Character	Key quotes
1. The Story of the Door: Passing a strange-looking door whilst out for a walk, Enfield tells Utterson about incident involving a man (Hyde) trampling on a young girl. The man paid the girl compensation. Enfield says the man had a key to the door (which leads to Dr. Jekyll's laboratory).	Dr Henry Jekyll A doctor and experimental scientist who is both wealthy and respectable.	"But he had an approved tolerance of others; sometimes wondering, almost with envy, at the high pressure of spirits involved in their misdeeds" "It was like some damned juggernaut" "Trampled calmly over the child's' body." "The man seemed hardly human. Something Troglodytic." "The other snarled in a savage laugh." "I read Satan's signature upon a face, it is on that of your new friend."
2. Search for Hyde: Utterson looks at Dr. Jekyll's will and discovers that he has left his possessions to Mr. Hyde in the event of his disappearance. Utterson watches the door and sees Hyde unlock it, then goes to warn Jekyll. Jekyll isn't in, but Poole tells him that the servants have been told to obey Hyde.	Mr Edward Hyde A small, violent and unpleasant-looking man; an unrepentant criminal.	"Dr. Jekyll grew pale to the very lips, and there came a blackness about his eyes." "Fog rolled over the city in the small hours" "Ape-like fury"
3. Dr. Jekyll was Quite at Ease: Two weeks later, Utterson goes to a dinner party at Jekyll's house and tells him about his concerns. Jekyll laughs off his worries.	Gabriel Utterson A calm and rational lawyer and friend of Jekyll.	"Hailing down a storm of blows" "God forgive us, God forgive us," said Mr. Utterson "If that was my master, why had he a mask upon his face? If it was my master, why did he cry out like a rat, and run from me?" "that masked thing like a monkey jumped from among the chemicals and whipped into the cabinet, it went down my spine like ice."
4. The Carew Murder Case: Nearly a year later, an elderly gentleman is murdered in the street by Hyde. A letter to Utterson is found on the body. Utterson recognises the murder weapon has a broken walking cane of Jekyll's. He takes the police to Jekyll's house to find Hyde, but are told he hasn't been there for two months. They find the other half of the cane and signs of a quick exit.	Dr Hastie Lanyon A conventional and respectable doctor and former friend of Jekyll.	"evill influence had been withdrawn, a new life began for Dr Jekyll." "I put him back, conscious at his touch of a certain icy pang along my blood." "He put the glass to his lips and drank at one gulp. A cry followed; he reeled, staggered, clutched at the table and held on, staring with injected eyes, gasping with open mouth" "shed a strong light on this consciousness of the perennial war among my members."
5. Incident of the Letter: Utterson goes to Jekyll's house and finds him 'looking deadly sick'. He asks about Hyde but Jekyll shows him a letter that says he won't be back. Utterson believes the letter has been forged by Jekyll to cover for Hyde.	Richard Enfield A distant relative of Utterson and well-known man about town.	"in the agonised womb of consciousness, these polar twins should be continuously struggling." "I looked upon that 'ugly idol'" "we meet them, are commingled out of good and evil: and Edward Hyde, alone in the ranks of mankind, was pure evil." "I mauled the unresisting body, tasting delight from every blow"
6. Remarkable Incident of Dr. Lanyon: Hyde has disappeared and Jekyll seems happier and more sociable until a sudden depression strikes him. Utterson visits Dr. Lanyon on his death-bed, who hints that Jekyll is the cause of his illness. Utterson writes to Jekyll and receives a reply that suggests he has fallen 'under a dark influence'. Lanyon dies and leaves a note for Utterson to open after the death or disappearance of Jekyll. Utterson tries to revisit Jekyll but is told by Poole that he is living in isolation.	Sir Danvers Carew A distinguished gentleman who is beaten to death by Hyde.	"Henry Jekyll, with streaming tears of gratitude and remorse, had fallen upon his knees and lifted his clasped hands to God."
7. Incident at the Window: Utterson and Enfield are out for walk and pass Jekyll's window, where they see him confined like a prisoner. Utterson calls out and Jekyll's face has a look of 'abject terror and despair'. Shocked, Utterson and Enfield leave.	Poole Jekyll's servant.	
8. The Last Night: Poole visits Utterson and asks him to come to Jekyll's house. The door to the laboratory is locked and the voice inside sounds like Hyde. Poole says that the voice has been asking for days for a chemical to be brought, but has rejected it each time as it is not pure. They break down the door and find a twitching body with a vial in its hands. There is also a will which leaves everything to Utterson and a package containing Jekyll's confession and a letter asking Utterson to read Lanyon's letter.	Context and Literary Tradition	
9. Dr Lanyon's Narrative: The contents of Lanyon's letter tells of how he received a letter from Jekyll asking him to collect chemicals, a vial and notebook from Jekyll's laboratory and give it to a man who would call at midnight. A grotesque man arrives and drinks the potion which transforms him into Jekyll, causing Lanyon to fall ill.	Duality – lots of contrasts in terms of setting, character and themes including: reality vs appearance, Jekyll and Hyde, light and dark, Victorian values – from the 1850s to the turn of the century, British society outwardly displayed values of sexual restraint, low tolerance of crime, religious morality and a strict social code of conduct. Utterson is our stereotypical Victorian male. The implications of Darwinism and evolution haunted Victorian society. The idea that humans evolved from apes and amphibians led to worries about our lineage and about humanity's reversion to these primitive states. Victorian London – the population of 1 million in 1800 to 6.7 million in 1900, with a huge numbers migrating from Europe. It became the biggest city in the world and a global capital for politics, finance and trade. The city grew wealthy	
10. Henry Jekyll's Full Statement of the Case: Jekyll tells the story of how he turned into Hyde. It began as a scientific investigation into the duality of human nature and an attempt to destroy his 'darker self'. Eventually he became addicted to being Hyde, who increasingly took over and destroyed him.	Religion vs Science. Religious people believed that you should not go against God and what he created but then scientists such as Dr Jekyll manipulated DNA. Robert Louis Stevenson was born and raised in Edinburgh, giving him the dual identity of being both Scottish and British. Edinburgh was a city of two sides - he was raised in the wealthy New Town area, but spent his youth exploring the darker, more sinister side of town.	

Jekyll and Hyde – Robert Louis Stevenson

Mind Maps

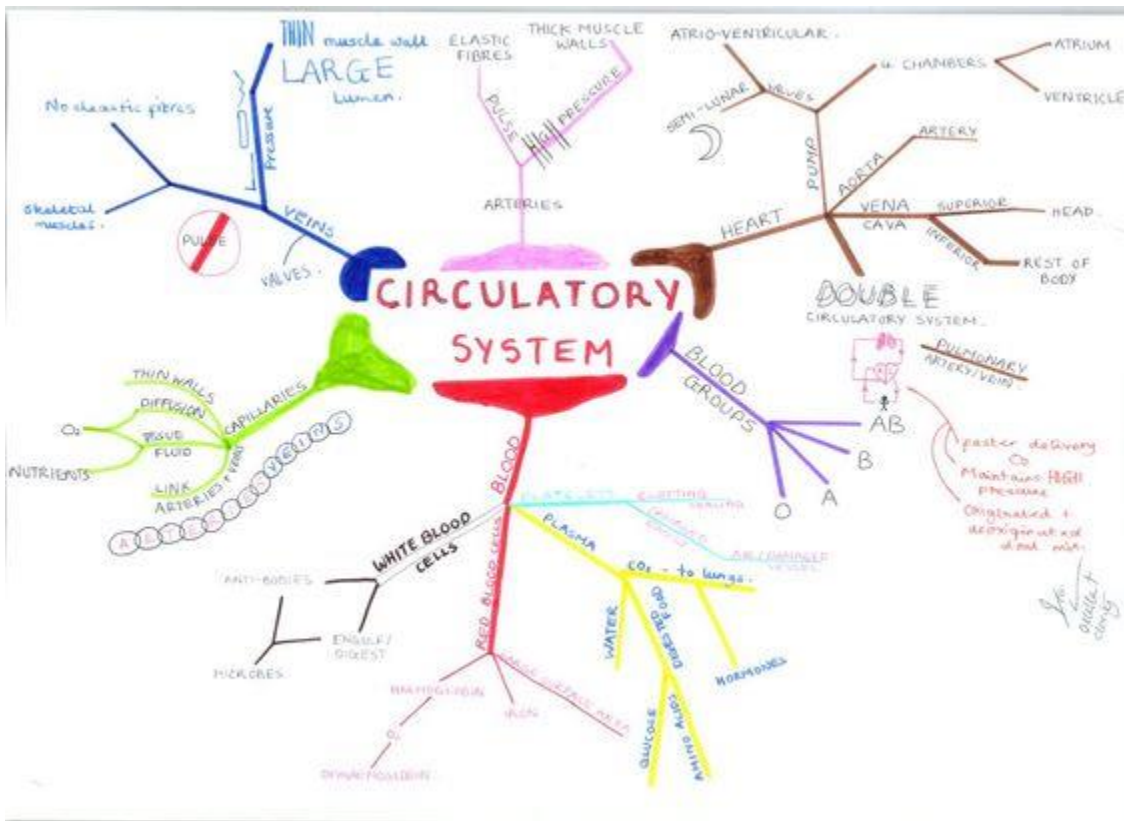
Mind mapping always you to organise your ideas/information in a visual way. You can use a mixture of images, key words, and more detailed information to make a mind map.

We are Kind

We Take Responsibility

We Have Courage




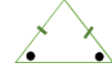
1. Start with a piece of A3/A4 paper (preferably landscape) and write a key theme or topic in the middle (e.g., Medieval Medicine for History).
2. Create branches of different ideas that link to the theme/topic. You may wish to do these in different colours.
3. Add key ideas, dates, events, people etc to these branches (you may wish to use images as well as text).









Revision Cards/Flash Cards

Flash cards are a great self-testing revision technique. Like a revision timetable, these can be created on paper/card, or on a phone app.

1. On one side of your card, you can include an image, an equation, a key word, a name, or a key date.
2. On the other side, you can then include a definition or summary of whatever is on the reverse.
3. Once you have made a set of cards, you can then use this to test yourself, or get others to test you.

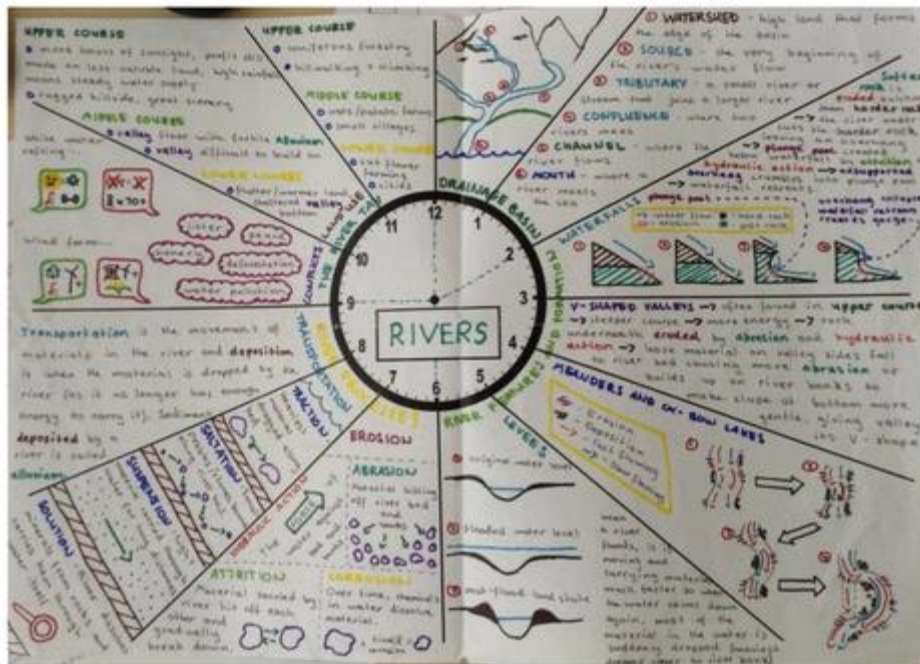
Q	WWW.TANNERMATHS.CO.UK	FH - G1	Q	WWW.TANNERMATHS.CO.UK	FH - G2
Type of angle?			Type of angle		
Q	WWW.TANNERMATHS.CO.UK	FH - G3	Q	WWW.TANNERMATHS.CO.UK	FH - G4
Type of angle?			Angles in a triangle...		
Q	WWW.TANNERMATHS.CO.UK	FH - G5	Q	WWW.TANNERMATHS.CO.UK	FH - G6
Angles on a Straight Line...			Angles around a point...		
Q	WWW.TANNERMATHS.CO.UK	FH - G7	Q	WWW.TANNERMATHS.CO.UK	FH - G8
Angles in quadrilateral...			Exterior Angles add to...		
Q	WWW.TANNERMATHS.CO.UK	FH - G9	Q	WWW.TANNERMATHS.CO.UK	FH - G10
Name this angle fact			Which angle fact?		
					

Q	WWW.TANNERMATHS.CO.UK	FH - G15	Q	WWW.TANNERMATHS.CO.UK	FH - G16
Name the 3D Shape			Name the 3D Shape		
Q	WWW.TANNERMATHS.CO.UK	FH - G17	Q	WWW.TANNERMATHS.CO.UK	FH - G18
Name the 2D Shape			Name the 3D Shape		
Q	WWW.TANNERMATHS.CO.UK	FH - G19	Q	WWW.TANNERMATHS.CO.UK	FH - G20
Name the 3D Shape			Name the 2D Shape		
Q	WWW.TANNERMATHS.CO.UK	FH - G21	Q	WWW.TANNERMATHS.CO.UK	FH - G22
Name the Shape			Name the 2D Shape		
Q	WWW.TANNERMATHS.CO.UK	FH - G23	Q	WWW.TANNERMATHS.CO.UK	FH - G24
Name the 2D Shape			Name the 2D Shape		
					

Revision Clock

Revision clocks (similar to mind maps) give a clear organisation to notes and information.

1. Write a key topic in the centre of the clock.
2. Break to topic down into 12 subtopics. Each of the subtopics will be given a 5-minute segment on the revision clock.
3. In each segment, make brief notes or diagrams for each subtopic.
4. You can then use this clock to structure your revision = 5 minutes for each subtopic. This can be used to self-question or get someone to question you.



Past Exam Papers, Mark Schemes and Examiners Reports

All exam boards publish the previous exam papers and mark schemes on their website. This is great for revision as it allows you to practice past paper questions and look at the mark schemes to mark them/do some self-feedback.

As well as this, you can also access reports written by the chief examiner for each exam board which analyses each question and provides feedback on each exam series.


Below is a list of each exam board website:

- Edexcel - <https://qualifications.pearson.com/en/home.html>
- AQA - <https://www.aqa.org.uk/>
- OCR - <https://www.ocr.org.uk/>
- Eduqas - <https://www.eduqas.co.uk/>
- WJEC - <https://www.wjec.co.uk/>
- NCFE - <https://www.ncfe.org.uk/>

Knowledge Dumps


A knowledge dump is an activity where you write down everything you can remember about a topic. This is useful to work out what you already know and what gaps might exist in your knowledge.


1. On a plain piece of paper, write down a topic/theme that you want to revise.
2. Without any support/notes, write down anything you can remember about the topic (this may be key words or phrases, dates etc).
3. You can then connect the facts/information with arrows to show any links.
4. Once you have written everything you can remember, grab a different colour pen and a textbook, revision guide or exercise book and fill in any gaps you may have.
5. Keep the paper as a useful revision tool.



Mind Dump

Topic _____





Mind Dump

Topic An Inspector Calls

Step 1) 60 seconds Start a timer, write all you can about the topic in 60 seconds.	Step 2) 90 seconds Read the information from the first box, now elaborate on that information within 90 seconds.	Step 3) Peak and add Compare the first two boxes to your revision resource and add anything you missed in the box above.

<p><u>Eva Smith</u></p> <ul style="list-style-type: none"> • Member of the working class • Unseen character in the play - only talked about • Her death is the focus • Each member of the family affect her in some way 	<p>Priestley uses Eva as a representation of the oppressed in society. She is used as a vehicle to promote his socialist views.</p> <p>Each member of the family impact her to show the way that the higher classes have power over the working class. Priestley was highlighting the flaws of capitalism.</p>	<p>Literary Criticism from KO</p> <p><u>Marxist</u> - The cause of Eva's downfall is the fact she is a member of the proletariat (working class). This prevents her from escaping poverty.</p> <p><u>Feminist</u> - Eva is a victim of her own gender and this is the cause of her downfall. She is objectified and treated as disposable because she is a woman.</p>
Step 1) 60 seconds Start a timer, write all you can about the topic in 60 seconds.	Step 2) 90 seconds Read the information from the first box, now elaborate on that information within 90 seconds.	Step 3) Peak and add Compare the first two boxes to your revision resource and add anything you missed in the box above.

The Pomodoro Revision Technique

Whichever revision techniques and strategies you use, making sure these are productive is incredibly important. Below is an excellent example of the Pomodoro Technique to support your revision. This ensures that you have productive periods of revision, but also the right amount of time to break and look after yourself. Give this a go, especially if you are struggling to focus on your revision!



The Pomodoro Technique

- 1. Identify your tasks**

- 2. Set 25 minutes on a timer**

- 3. Wait until the timer rings**

- 4. Take a 5 minute break**


Repeat & after the 4th cycle take a 25 minute break


The following article covers the technique in more detail.

<https://www.schoolonline.co.uk/gcse-hacks-using-the-pomodoro-technique/>

Useful Websites and Links

- <https://senecalearning.com/en-GB/>
- <https://www.sybilandrewsacademy.co.uk/curriculum/ks4-knowledge-organisers/> - Knowledge Organisers
- <https://www.sybilandrewsacademy.co.uk/documents/gcse-revision-guides-2/> - Link to revision guide list
- <https://www.bbc.co.uk/bitesize/levels/z98jmp3> - BBC Bitesize GCSE revision pages
- <https://www.bbc.co.uk/bitesize/study-support> - Tips and advice for revision, exam stress and other related issues.
- <https://www.bbc.co.uk/bitesize/articles/z3hpgdm> - The Mind Set (hacks and advice for revision and exams).
- <https://www.youngminds.org.uk/young-person/coping-with-life/exam-stress/#:~:text=Don't%20put%20so%20much,it's%20affecting%20our%20mental%20health.> – Young Minds Guide to Exam Stress for Young People
- <https://www.learningscientists.org/> - The Learning Scientists
- <https://qualifications.pearson.com/en/about-us/qualification-brands/edexcel.html> - Edexcel Exam Board
- <https://www.aqa.org.uk/> - AQA Exam Board
- <https://www.ocr.org.uk/> - OCR Exam Board
- <https://www.eduqas.co.uk/> - Eduqas Exam Board
- <https://www.wjec.co.uk/> - WJEC Exam Board
- <https://www.ncfe.org.uk/> - NCFE Exam Board